


low level timber trails

**NEW for
2011/12**


Extending our popular
Low Level Timber Trails
range, we have introduced
16 new products
for the coming season.



Tel: 01978 710445 Fax: 01978 710304
www.aeevans.co.uk sales@aeevans.co.uk
A E Evans, Lightwood Green,
Overton-on-Dee, Wrexham LL13 0HU



V Balance Beam
L1990 W2050 H470mm
free fall height 470mm




Log Hops
L4525 W2400 H303mm
free fall height 303mm
for set of three as shown



Free Standing Tunnel
L1338 W850 H965mm
free fall height 135mm

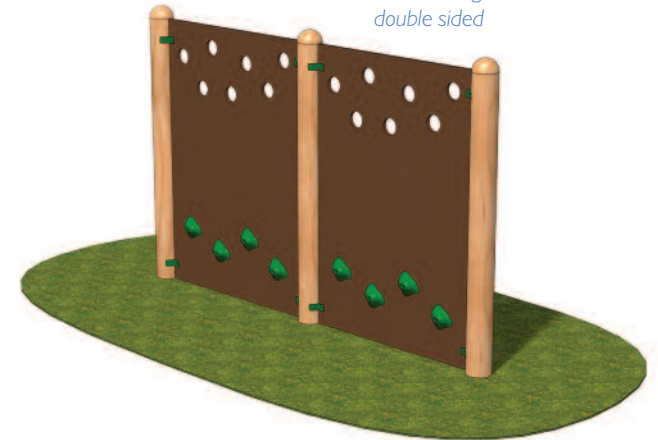
Log Stack

L1250 W1800 H560mm
free fall height 560mm



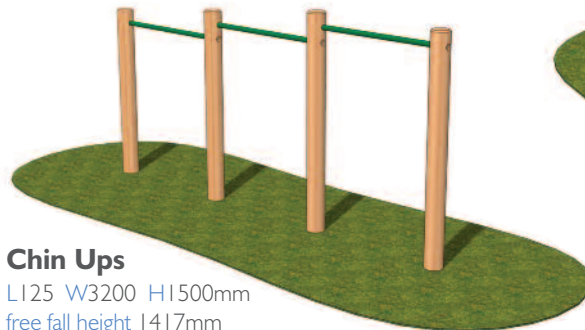
Traverse Wall

L150 W2850 H1800mm
free fall height 500mm
double sided



Climb Ladder

L150 W1350 H1730mm
free fall height 1500mm
surfacing dimensions L3150 W4350
grass can be used up to 1.5m FFH





Chin Ups

L125 W3200 H1500mm
free fall height 1417mm
surfacing dimensions L3125 W6200
grass can be used up to 1.5m FFH

Leap Frog

L9125 W125 H600mm
free fall height 600mm
for set of five as shown





Tightrope Crossing

L4695 W825 H1200mm
free fall height 400mm

A - Frame (low)

L1516 W1974 H1517mm
free fall height 1500mm
surfacing dimensions L4516 W4974
grass can be used up to 1.5m FFH


A - Frame (high)

L2093 W1974 H2017mm
free fall height 2000mm
surfacing dimensions L5093 W5634



Parallel Bars

L2400 W725 H1175mm
free fall height 1117mm
surfacing dimensions L5400 W3725
grass can be used up to 1.5m FFH




Over and Under

L2925 W2400 H1128mm
free fall height 1128mm
surfacing dimensions L5925 W5275
grass can be used up to 1.5m FFH



Jigsaw Traverse Wall

L825 W2670 H1850mm
free fall height 600mm
double sided

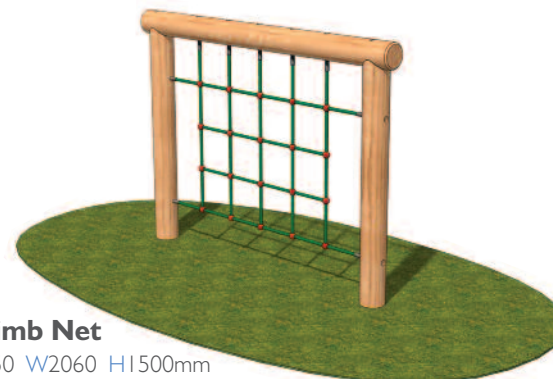


Heave Beam

L5125 W1150 H600mm
free fall height 542mm
for set of three as shown

Log Roll with Drop Rope

L3350 W225 H2700mm
free fall height 462mm



Climb Net

L150 W2060 H1500mm
free fall height 1500mm
surfacing dimensions L3150 W4960
grass can be used up to 1.5m FFH

The low level timber trail range provides high performance timber based play equipment.

Whether you choose to have your trail components manufactured from home grown softwood or radiata pine our customer focussed service team is ready to meet your exact needs to ensure reliability in both production and delivery.

All items and components meet the requirements of BS/EN 1176 and come complete and ready to install with clear instructions.

With either choice of timber species, all components are pressure treated with the leading new generation wood preservative - Tanalith® E.

This advanced protection allows us to offer extensive warranties against the threat of wood decay and insect attack even in ground contact.

UniQue
timber protection



PRESSURE TREATED TIMBER

**EXTENSIVE
WARRANTY**

AGAINST DECAY AND INSECT ATTACK